



The Global Transmission Market

A Screen Digest report for DVB

Published September 2010

For more information

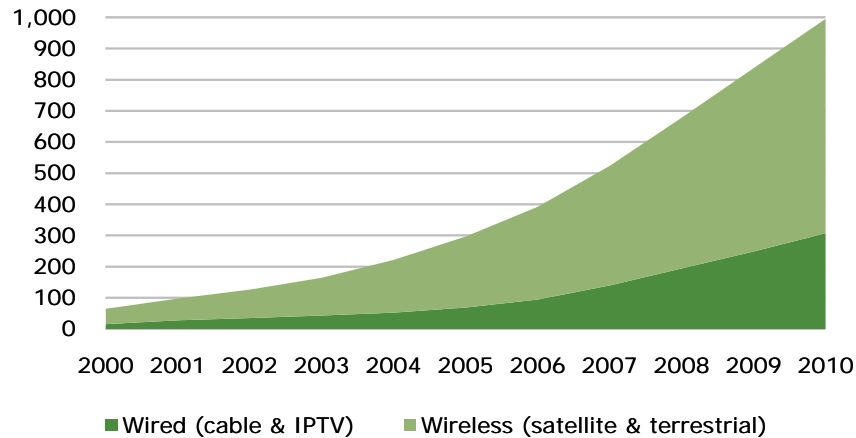
Email: sales@screendigest.com

UK: +44 (0)207 424 2820

© 2010 Screen Digest. All rights reserved. Reproduction and distribution of this document in any form without prior written permission is forbidden.

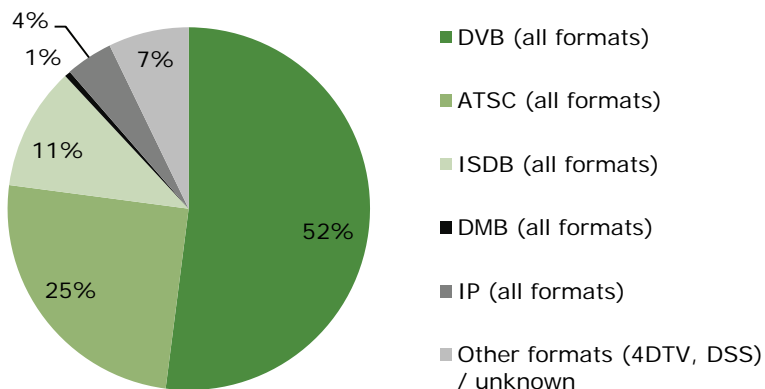
DVB is the most widely used transmission standard in the world

Total digital receivers in use (m)

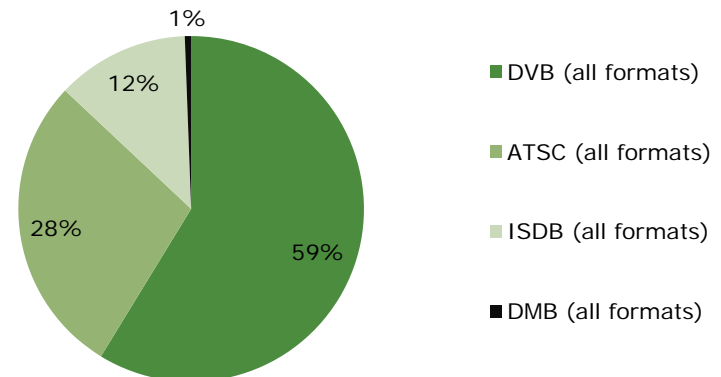


- By the end of 2010 there will be almost 1bn digital receivers in use for television. This will grow to 1.7bn by the end of 2014
- DVB format receivers will account for over half of all receivers in use at the end of 2010, ATSC just over a quarter and ISDB one in ten
- Amongst digital broadcast receivers, DVB currently represents 60 per cent of the total, with ATSC taking almost 30 per cent and ISDB 12 per cent, as of end of 2009

Total digital receivers in use - 2009

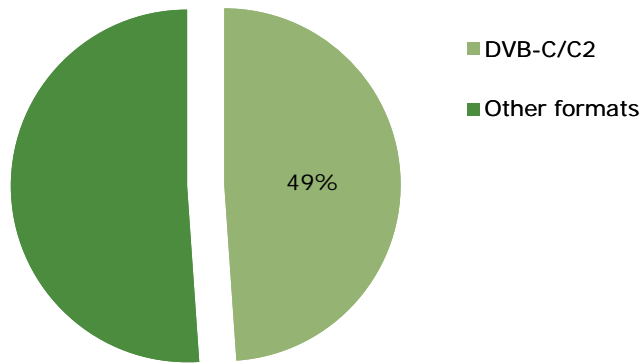


Digital broadcast receivers (non-IPTV) in use: major technologies - 2009



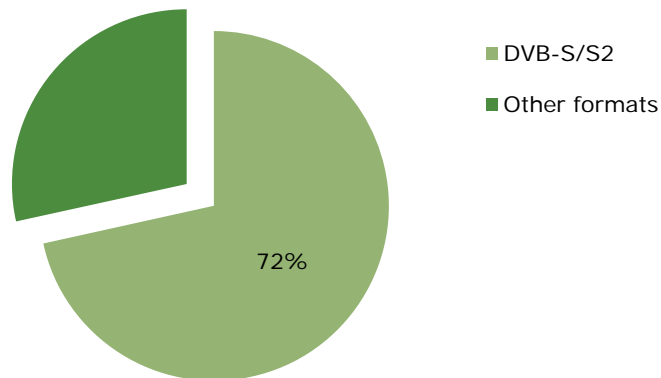
DVB is strongly positioned across cable, satellite and terrestrial

Cable receivers in use - 2009

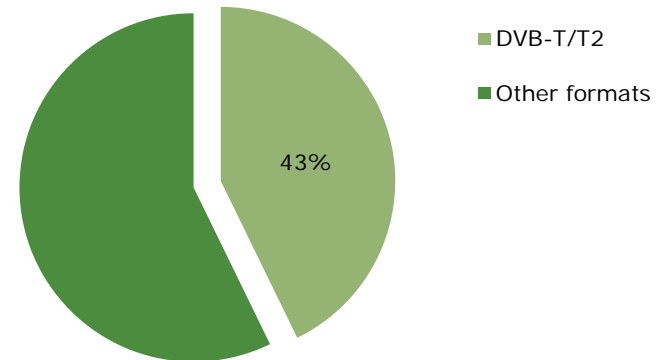


- Almost half of all cable receivers globally use DVB-C for transmission. The main competition is from ATSC variant QAM in the US market and ISDB-C in Japan. There is future competition to DVB and other broadcast from IP over DOCSIS
- Satellite using DVB-S/S2 is the strongest platform for DVB although satellite represents a smaller total market than either cable or terrestrial. The main operation using non-DVB standards is DSS, primarily used by DirecTV in the US market
- Digital terrestrial is a highly fragmented market and the only one dominated by free-to-air. DVB-T/T2 takes almost half of the market with strong competition from ATSC and emerging competition from ISDB-T. However, over the next four year the major growth will come from T-DMB in China

Satellite receivers in use - 2009

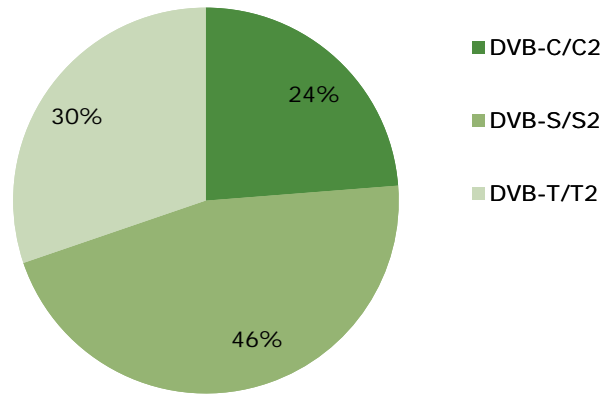


Terrestrial receivers in use - 2009



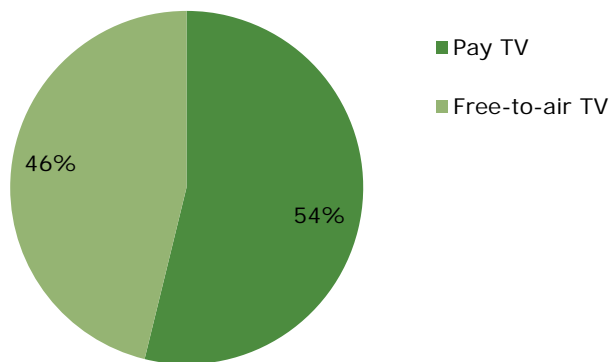
Growth in DVB will continue across all platforms in both pay and free

DVB receivers in use - 2009

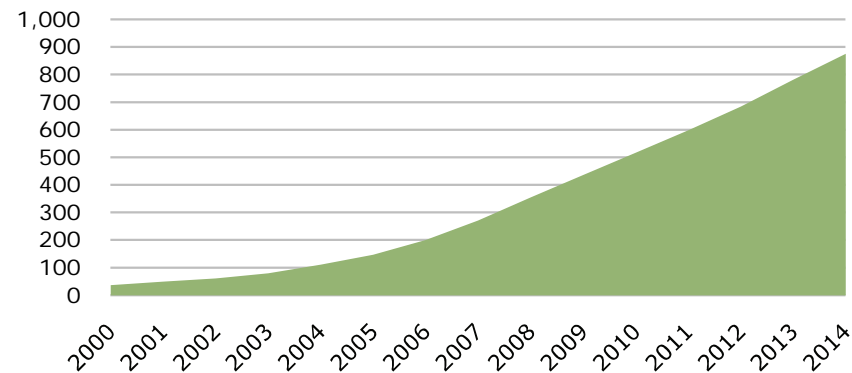


- The current installed base of DVB receivers splits relatively fairly between cable, satellite and terrestrial. However, the opportunity for satellite is likely to be limited to organic growth as DVB already accounts for over 70 per cent of all satellite receivers. Cable and terrestrial still offer growth into new networks and deployments with 50 and 40 per cent penetration respectively
- Overall DVB deployments are evenly split between pay and free. Satellite receivers account for both free and pay; cable is all pay and terrestrial is primarily free. Given current market splits by platform DVB is well situated to gain from both pay and free growth
- Overall, the growth of DVB receivers will continue from 440m in 2009 to 860m in 2014

DVB receivers in use - 2009



Total DVB receivers in use (m)



Global deployments and data - 2009

Country	Pop. (000s)	TV HHs (000s)	TV sets (000s)	Analogue standard	DTT standard	DSO / ASO	Receivers			DVB -C/C2	DVB -S/S2
							Free DTT (000s)	All DVB pay (000s)	All DVB free (000s)		
Afghanistan	-	-	-	-	Undecided	- / -	-	-	-	-	-
Albania	-	-	-	-	DVB-T	- / -	-	-	-	-	-
Algeria	34,977	6,064	6,590	PAL	DVB-T	2009 / 2014	0	0	878	no	yes
American Samoa	-	-	-	-	Undecided	- / -	-	-	-	-	-
Andorra	-	-	-	-	DVB-T	- / -	-	-	-	-	-
Angola	-	-	-	-	DVB (planned adoption)	- / -	-	-	-	-	-
Antigua and Barbuda	-	-	-	-	Undecided	- / -	-	-	-	-	-
Argentina	40,134	10,272	19,246	PAL	ISDB-Tb/SBTVD	2010 / 2019	0	1,676	0	yes	yes
Armenia	3,267	724	752	SECAM	DVB (planned adoption)	- / -	0	0	0	no	no
Aruba	-	-	-	-	Undecided	- / -	-	-	-	-	-
Australia	21,875	7,944	19,559	PAL	DVB-T	2001 / 2013	7,883	2,766	7,978	yes	yes
Austria	8,304	3,541	8,832	PAL	DVB-T	2006 / 2010	2,915	631	5,100	yes	yes
Azerbaijan	-	-	-	-	DVB-T	- / -	-	-	-	-	-
Bahamas	-	-	-	-	Undecided	- / -	-	-	-	-	-
Bahrain	-	-	-	-	DVB-T	- / -	-	-	-	-	-
Bangladesh	-	-	-	-	Undecided	- / -	-	-	-	-	-
Barbados	-	-	-	-	Undecided	- / -	-	-	-	-	-
Belarus	9,480	3,167	4,160	SECAM	DVB-T	2010 / 2015	0	0	123	no	yes
Belgium	10,806	4,497	10,691	PAL	DVB-T	2003 / 2011	324	1,365	663	yes	yes
Belize	-	-	-	-	Undecided	- / -	-	-	-	-	-
Benin	-	-	-	-	DVB (planned adoption)	- / -	-	-	-	-	-
Bermuda	-	-	-	-	DVB-T	- / -	-	-	-	-	-
Bhutan	-	-	-	-	Undecided	- / -	-	-	-	-	-
Bolivia	-	-	-	-	ISDB-T	- / -	-	-	-	-	-
Bosnia and Herzegovina	-	-	-	-	DVB-T	- / -	-	-	-	-	-
Botswana	-	-	-	-	DVB (planned adoption)	- / -	-	-	-	-	-
Brazil	191,481	52,179	85,095	PAL-M	ISDB-Tb/SBTVD	2007 / 2016	468	4,527	0	yes	yes
Brunei	-	-	-	-	DVB-T	- / -	-	-	-	-	-
Bulgaria	7,569	2,874	3,664	PAL	DVB-T	2010 / 2012	0	672	129	yes	yes
Burkina Faso	-	-	-	-	DVB (planned adoption)	- / -	-	-	-	-	-
Burundi	-	-	-	-	DVB (planned adoption)	- / -	-	-	-	-	-
Cambodia	-	-	-	-	DVB (planned adoption)	- / -	-	-	-	-	-
Cameroon	-	-	-	-	DVB (planned adoption)	- / -	-	-	-	-	-
Canada	33,690	12,246	30,427	NTSC	ATSC	2003 / 2011	5,361	5,512	0	no	yes

Global deployments and data - 2009

Country	Pop. (000s)	TV HHs (000s)	TV sets (000s)	Analogue standard	DTT standard	DSO / ASO	Receivers			DVB -C/C2	DVB -S/S2
							Free DTT (000s)	All DVB pay (000s)	All DVB free (000s)		
Cape Verde	-	-	-	-	DVB (planned adoption)	- / -	-	-	-	-	-
Cayman Islands	-	-	-	-	Undecided	- / -	-	-	-	-	-
Central African Republic	-	-	-	-	DVB (planned adoption)	- / -	-	-	-	-	-
Chad	-	-	-	-	DVB (planned adoption)	- / -	-	-	-	-	-
Chile	16,984	4,683	8,712	NTSC	ISDB-Tb/SBTVD	2009 / 2017	0	1,202	0	yes	yes
China	1,334,740	388,204	389,858	PAL	DMB-T	2008 / 2018	3,293	63,162	0	yes	no
Colombia	-	-	-	-	ISDB-T	- / -	-	-	-	-	-
Comoros	-	-	-	-	Undecided	- / -	-	-	-	-	-
Costa Rica	-	-	-	-	ISDB-T	- / -	-	-	-	-	-
Côte d'Ivoire	-	-	-	-	DVB (planned adoption)	- / -	-	-	-	-	-
Croatia	4,436	1,494	2,341	PAL	DVB-T	2009 / 2011	324	0	661	no	yes
Cuba	-	-	-	-	Undecided	- / -	-	-	-	-	-
Cyprus	797	279	580	PAL	DVB-T	2009 / 2011	57	15	57	yes	yes
Czech_Republic	10,499	3,722	6,605	PAL	DVB-T	2005 / 2011	1,460	878	2,142	yes	yes
Dem. Rep. of Congo	-	-	-	-	DVB (planned adoption)	- / -	-	-	-	-	-
Denmark	5,511	2,479	4,570	PAL	DVB-T	2006 / 2009	990	1,152	1,026	yes	yes
Djibouti	-	-	-	-	DVB (planned adoption)	- / -	-	-	-	-	-
Dominica	-	-	-	-	Undecided	- / -	-	-	-	-	-
Dominican Republic	-	-	-	-	Undecided	- / -	-	-	-	-	-
Dubai	-	-	-	-	Undecided	- / -	-	-	-	-	-
East Timor	-	-	-	-	Undecided	- / -	-	-	-	-	-
Ecuador	-	-	-	-	ISDB-T	- / -	-	-	-	-	-
Egypt	76,704	17,117	17,609	PAL/SECAM	DVB (planned adoption)	- / -	0	0	8,573	no	yes
El Salvador	-	-	-	-	ATSC	- / -	-	-	-	-	-
Equatorial Guinea	-	-	-	-	Undecided	- / -	-	-	-	-	-
Eritrea	-	-	-	-	DVB (planned adoption)	- / -	-	-	-	-	-
Estonia	1,340	602	954	PAL	DVB-T	2006 / 2012	111	112	149	yes	yes
Ethiopia	-	-	-	-	DVB (planned adoption)	- / -	-	-	-	-	-
Faroe Islands	-	-	-	-	DVB-T	- / -	-	-	-	-	-
Fiji	-	-	-	-	Undecided	- / -	-	-	-	-	-
Finland	5,352	2,329	4,486	PAL	DVB-T	2001 / 2007	2,706	1,920	2,837	yes	yes
France	62,599	24,890	49,198	SECAM	DVB-T	2005 / 2011	19,422	8,509	21,314	yes	yes
French Guiana	-	-	-	-	Undecided	- / -	-	-	-	-	-
French Polynesia	-	-	-	-	Undecided	- / -	-	-	-	-	-

Global deployments and data - 2009

Country	Pop. (000s)	TV HHS (000s)	TV sets (000s)	Analogue standard	DTT standard	DSO / ASO	Receivers			DVB -C/C2	DVB -S/S2
							Free DTT (000s)	All DVB pay (000s)	All DVB free (000s)		
Gabon	-	-	-	-	DVB (planned adoption)	- / -	-	-	-	-	-
Gambia	-	-	-	-	DVB (planned adoption)	- / -	-	-	-	-	-
Georgia	4,385	1,338	1,383	PAL	DVB (planned adoption)	- / -	0	0	55	no	yes
Germany	82,025	38,521	54,255	PAL	DVB-T	2003 / 2009	5,962	5,829	19,812	yes	yes
Ghana	-	-	-	-	DVB-T	- / -	-	-	-	-	-
Greece	11,162	3,624	7,725	PAL	DVB-T	2008 / 2012	493	373	667	no	yes
Greenland	-	-	-	-	DVB (planned adoption)	- / -	-	-	-	-	-
Grenada	-	-	-	-	Undecided	- / -	-	-	-	-	-
Guadeloupe	-	-	-	-	Undecided	- / -	-	-	-	-	-
Guam	-	-	-	-	Undecided	- / -	-	-	-	-	-
Guatemala	-	-	-	-	Undecided	- / -	-	-	-	-	-
Guinea	-	-	-	-	Undecided	- / -	-	-	-	-	-
Guinea-Bissau	-	-	-	-	Undecided	- / -	-	-	-	-	-
Guyana	-	-	-	-	Undecided	- / -	-	-	-	-	-
Haiti	-	-	-	-	Undecided	- / -	-	-	-	-	-
Honduras	-	-	-	-	ATSC	- / -	-	-	-	-	-
Hong_Kong	7,065	2,282	6,040	PAL	DMB-T	2007 / 2012	1,126	1,000	0	yes	no
Hungary	10,011	3,522	5,638	PAL	DVB-T	2008 / 2012	189	948	304	yes	yes
Iceland	319	111	218	PAL	DVB-T	- / -	7	0	23	no	yes
India	1,199,062	127,617	142,629	PAL	DVB-T	- / -	0	21,427	6,002	yes	yes
Indonesia	-	-	-	-	DVB (planned adoption)	- / -	-	-	-	-	-
Iran	74,100	15,074	15,141	PAL/SECAM	DVB-T	2009 / -	0	0	0	no	no
Iraq	-	-	-	-	Undecided	- / -	-	-	-	-	-
Ireland	4,435	1,371	3,503	PAL	DVB-T	2010 / 2012	0	1,108	55	yes	yes
Israel	7,270	2,184	4,093	PAL	DVB-T	2009 / 2011	263	1,472	371	yes	yes
Italy	59,779	23,493	49,894	PAL	DVB-T	2004 / 2012	22,322	5,542	25,392	no	yes
Jamaica	-	-	-	-	Undecided	- / -	-	-	-	-	-
Japan	127,559	49,491	114,042	PAL	ISDB-T	2003 / 2011	44,606	2,626	0	yes	no
Jordan	-	-	-	-	DVB (planned adoption)	- / -	-	-	-	-	-
Kazakhstan	-	-	-	-	DVB (planned adoption)	- / -	-	-	-	-	-
Kenya	-	-	-	-	DVB-T	- / -	-	-	-	-	-
Kiribati	-	-	-	-	Undecided	- / -	-	-	-	-	-
Kuwait	-	-	-	-	DVB (planned adoption)	- / -	-	-	-	-	-
Kyrgyzstan	-	-	-	-	DVB (planned adoption)	- / -	-	-	-	-	-

Global deployments and data - 2009

Country	Pop. (000s)	TV HHs (000s)	TV sets (000s)	Analogue standard	DTT standard	DSO / ASO	Receivers			DVB -C/C2	DVB -S/S2
							Free DTT (000s)	All DVB pay (000s)	All DVB free (000s)		
Laos	-	-	-	-	DVB (planned adoption)	- / -	-	-	-	-	-
Latvia	2,261	880	1,285	PAL	DVB-T	2009 / 2010	17	118	52	yes	yes
Lebanon	3,857	969	974	PAL	DVB (planned adoption)	- / -	0	0	0	no	no
Lesotho	-	-	-	-	DVB (planned adoption)	- / -	-	-	-	-	-
Liberia	-	-	-	-	DVB (planned adoption)	- / -	-	-	-	-	-
Libya	6,333	669	672	PAL	DVB (planned adoption)	- / -	0	0	0	no	no
Lithuania	3,335	1,220	1,844	PAL	DVB-T	2006 / 2012	125	172	166	yes	yes
Luxembourg	495	182	748	PAL/SECAM	DVB-T	2006 / 2006	509	134	590	yes	yes
Macau	-	-	-	-	T-DMB	- / -	-	-	-	-	-
Macedonia	2,061	502	583	PAL	DVB-T	2008 / 2012	22	0	24	no	yes
Madagascar	-	-	-	-	DVB (planned adoption)	- / -	-	-	-	-	-
Malawi	-	-	-	-	DVB (planned adoption)	- / -	-	-	-	-	-
Malaysia	27,761	5,507	7,509	PAL	DVB-T	2010 / 2015	0	3,078	0	no	yes
Maldives	-	-	-	-	Undecided	- / -	-	-	-	-	-
Mali	-	-	-	-	DVB (planned adoption)	- / -	-	-	-	-	-
Malta	416	130	252	PAL	DVB-T	2005 / 2010	75	106	90	yes	yes
Marshall Islands	-	-	-	-	Undecided	- / -	-	-	-	-	-
Martinique	-	-	-	-	Undecided	- / -	-	-	-	-	-
Mauritania	-	-	-	-	DVB (planned adoption)	- / -	-	-	-	-	-
Mauritius	-	-	-	-	DVB-T	- / -	-	-	-	-	-
Mayotte	-	-	-	-	DVB (planned adoption)	- / -	-	-	-	-	-
Mexico	107,551	22,705	34,246	NTSC	ATSC	2006 / 2021	0	4,186	0	yes	yes
Micronesia	-	-	-	-	Undecided	- / -	-	-	-	-	-
Moldova	3,568	1,217	1,220	SECAM	DVB-T	- / -	0	0	57	no	yes
Mongolia	-	-	-	-	Undecided	- / -	-	-	-	-	-
Montenegro	-	-	-	-	DVB-T	- / -	-	-	-	-	-
Morocco	31,703	5,825	5,835	SECAM	DVB-T	2007 / 2015	1,243	0	4,017	no	yes
Mozambique	-	-	-	-	DVB (planned adoption)	- / -	-	-	-	-	-
Myanmar	-	-	-	-	DVB-T	- / -	-	-	-	-	-
Namibia	-	-	-	-	DVB-T	- / -	-	-	-	-	-
Nepal	-	-	-	-	DVB (planned adoption)	- / -	-	-	-	-	-
Netherlands	16,481	7,203	18,379	PAL	DVB-T	2003 / 2006	7,275	4,491	7,303	yes	yes
Netherlands Antilles	-	-	-	-	Undecided	- / -	-	-	-	-	-
New Caledonia	-	-	-	-	Undecided	- / -	-	-	-	-	-

Global deployments and data - 2009

Country	Pop. (000s)	TV HHs (000s)	TV sets (000s)	Analogue standard	DTT standard	DSO / ASO	Receivers			DVB -C/C2	DVB -S/S2
							Free DTT (000s)	All DVB pay (000s)	All DVB free (000s)		
New_Zealand	4,321	1,576	3,260	PAL	DVB-T	2008 / 2014	172	836	402	yes	yes
Nicaragua	-	-	-	-	Undecided	- / -	-	-	-	-	-
Niger	-	-	-	-	DVB (planned adoption)	- / -	-	-	-	-	-
Nigeria	-	-	-	-	DVB (planned adoption)	- / -	-	-	-	-	-
North_Korea	-	-	-	-	Undecided	- / -	-	-	-	-	-
Northern Mariana Isls.	-	-	-	-	Undecided	- / -	-	-	-	-	-
Norway	4,843	2,057	3,933	PAL	DVB-T	2007 / 2009	1,152	1,829	1,241	yes	yes
Oman	-	-	-	-	DVB (planned adoption)	- / -	-	-	-	-	-
Pakistan	-	-	-	-	Undecided	- / -	-	-	-	-	-
Palestinian territories	-	-	-	-	Undecided	- / -	-	-	-	-	-
Panama	-	-	-	-	DVB-T	- / -	-	-	-	-	-
Papua New Guinea	-	-	-	-	Undecided	- / -	-	-	-	-	-
Paraguay	-	-	-	-	ISDB-T	- / -	-	-	-	-	-
Peru	-	-	-	-	ISDB-T	- / -	-	-	-	-	-
Philippines	-	-	-	-	ISDB-T	- / -	-	-	-	-	-
Poland	38,111	13,429	20,907	PAL	DVB-T	2009 / 2013	108	6,556	1,033	yes	yes
Portugal	10,644	3,794	6,913	PAL	DVB-T	2009 / 2012	493	1,427	578	yes	yes
Puerto Rico	-	-	-	-	ATSC	- / -	-	-	-	-	-
Qatar	-	-	-	-	DVB (planned adoption)	- / -	-	-	-	-	-
Republic of the Congo	-	-	-	-	DVB (planned adoption)	- / -	-	-	-	-	-
Réunion	-	-	-	-	Undecided	- / -	-	-	-	-	-
Romania	21,415	7,413	9,428	PAL	DVB-T	2010 / 2015	0	2,779	110	yes	yes
Russia	141,391	48,339	48,547	SECAM	DVB-T	2008 / 2015	0	6,965	1,498	yes	yes
Rwanda	-	-	-	-	DVB (planned adoption)	- / -	-	-	-	-	-
Saint Kitts and Nevis	-	-	-	-	Undecided	- / -	-	-	-	-	-
Saint Lucia	-	-	-	-	Undecided	- / -	-	-	-	-	-
Saint Vincent & Gren.	-	-	-	-	Undecided	- / -	-	-	-	-	-
Samoa	-	-	-	-	Undecided	- / -	-	-	-	-	-
São Tome and Principe	-	-	-	-	Undecided	- / -	-	-	-	-	-
Saudi_Arabia	25,519	4,492	4,534	PAL/SECAM	DVB-T	2006 / -	0	0	7,173	no	yes
Senegal	-	-	-	-	DVB (planned adoption)	- / -	-	-	-	-	-
Serbia	7,382	2,668	3,256	PAL	DVB-T	2010 / 2012	0	214	90	no	yes
Seychelles	-	-	-	-	Undecided	- / -	-	-	-	-	-
Sierra Leone	-	-	-	-	Undecided	- / -	-	-	-	-	-

Global deployments and data - 2009

Country	Pop. (000s)	TV HHs (000s)	TV sets (000s)	Analogue standard	DTT standard	DSO / ASO	Receivers			DVB -C/C2	DVB -S/S2
							Free DTT (000s)	All DVB pay (000s)	All DVB free (000s)		
Singapore	4,750	1,067	3,131	PAL	DVB-T	2002 / 2017	412	590	412	yes	no
Slovakia	5,418	2,159	3,618	PAL	DVB-T	2010 / 2012	33	460	338	yes	yes
Slovenia	2,016	738	1,393	PAL	DVB-T	2007 / 2010	178	89	218	yes	yes
Solomon Islands	-	-	-	-	Undecided	- / -	-	-	-	-	-
Somalia	-	-	-	-	DVB (planned adoption)	- / -	-	-	-	-	-
Somaliland	-	-	-	-	Undecided	- / -	-	-	-	-	-
South_Africa	49,320	9,710	11,283	SECAM	DVB-T	2009 / 2012	15	2,686	394	no	yes
South_Korea	48,758	18,053	38,256	NTSC	ATSC	2001 / 2012	10,806	2,758	0	no	yes
Spain	45,828	15,701	29,500	PAL	DVB-T	2002 / 2010	18,237	3,164	18,905	yes	yes
Sri Lanka	-	-	-	-	DVB-T	- / -	-	-	-	-	-
Sudan	-	-	-	-	DVB (planned adoption)	- / -	-	-	-	-	-
Suriname	-	-	-	-	Undecided	- / -	-	-	-	-	-
Swaziland	-	-	-	-	DVB (planned adoption)	- / -	-	-	-	-	-
Sweden	9,217	4,246	7,737	PAL	DVB-T	1999 / 2007	2,696	2,534	2,891	yes	yes
Switzerland	7,321	3,337	8,848	PAL	DVB-T	2003 / 2008	505	788	1,005	yes	yes
Syria	20,368	1,437	1,440	PAL	DVB (planned adoption)	- / -	0	0	0	no	no
Taiwan	23,120	7,547	17,157	PAL	DVB-T	2004 / 2010	0	0	0	no	no
Tajikistan	-	-	-	-	Undecided	- / -	-	-	-	-	-
Tanzania	-	-	-	-	DVB (planned adoption)	- / -	-	-	-	-	-
Thailand	66,983	16,405	21,694	PAL	DVB-T	- / 2015	0	0	0	no	no
Togo	-	-	-	-	DVB (planned adoption)	- / -	-	-	-	-	-
Tonga	-	-	-	-	Undecided	- / -	-	-	-	-	-
Trinidad and Tobago	-	-	-	-	DVB-T	- / -	-	-	-	-	-
Tunisia	10,429	2,295	2,303	SECAM	DVB-T	2009 / 2015	30	0	1,346	no	yes
Turkey	70,538	16,088	20,933	PAL	DVB-T	2009 / -	0	2,857	8,027	yes	yes
Turkmenistan	-	-	-	-	Undecided	- / -	-	-	-	-	-
U.S. Virgin Islands	-	-	-	-	Undecided	- / -	-	-	-	-	-
UAE	4,908	948	928	PAL	DVB-T	- / -	0	415	1,423	yes	yes
Uganda	-	-	-	-	DVB (planned adoption)	- / -	-	-	-	-	-
UK	61,798	25,889	61,738	PAL	DVB-T	1998 / 2012	29,225	16,384	29,374	yes	yes
Ukraine	45,706	19,332	20,818	PAL	DVB-T	2006 / 2015	0	637	723	yes	yes
Uruguay	-	-	-	-	DVB-T	- / -	-	-	-	-	-
US	307,374	113,985	319,011	NTSC	ATSC	2000 / 2016	106,411	37,365	0	no	yes
Uzbekistan	-	-	-	-	DVB (planned adoption)	- / -	-	-	-	-	-

Global deployments and data - 2009

Country	Pop. (000s)	TV HHs (000s)	TV sets (000s)	Analogue standard	DTT standard	DSO / ASO	Receivers			DVB -C/C2	DVB -S/S2
							Free DTT (000s)	All DVB pay (000s)	All DVB free (000s)		
Vanuatu	-	-	-	-	Undecided	- / -	-	-	-	-	-
Venezuela	28,611	6,155	10,661	NTSC	ISDB-Tb/SBTVD	- / 2018	0	0	0	no	no
Vietnam	-	-	-	-	DVB-T	- / -	-	-	-	-	-
Western Sahara	-	-	-	-	Undecided	- / -	-	-	-	-	-
Yemen	-	-	-	-	DVB (planned adoption)	- / -	-	-	-	-	-
Zambia	-	-	-	-	DVB (planned adoption)	- / -	-	-	-	-	-
Zimbabwe	-	-	-	-	DVB (planned adoption)	- / -	-	-	-	-	-

Terms and definitions

- **TV households (hhs)** - the total number of households with at least one TV set
- **TV sets** - active installed base of TV sets
- **Analogue standard** - legacy technical transmission standard used for analogue TV; NTSC, PAL, SECAM
- **DTT standard** - digital terrestrial TV technical transmission standard deployed on the free-to-air platform; ATSC, DVB-T/T2, ISDB-T, T-DMB
- **DSO** - digital switch-on. Date of first digital free-to-air terrestrial transmission
- **ASO** - analogue switch off. Date of last analogue free-to-air terrestrial transmission
- **Receivers** - both set-top boxes and integrated digital TV sets capable of accessing a video transmission
- **Free DTT** - free-to-air digital terrestrial receivers active installed base
- **All DVB pay** - active installed base of pay TV receivers using DVB including pay satellite, cable and digital terrestrial - includes DVB-C/C2, -S/S2 and -T/T2 for pay TV operators
- **All DVB free** - active installed base of free-to-air TV receivers using DVB active installed base including free satellite and digital terrestrial - includes DVB-S/S2 and -T/T2 for free transmission
- **DVB-C/C2** - denotes the existence of any DVB-C/C2 transmission in the market
- **DVB-S/S2** - denotes the existence of any DVB-S/S2 transmission in the market

'Source: All data sourced Screen Digest;
International Monetary Fund for population data